




< Cordless drills/drivers

BOSCH GO PROFESSIONAL

CORDLESS SCREWDRIVER



6 / 7



Functions & key features



Minimum Effort, Maximum Efficiency


- Easy to control – tool stops immediately after deactivation via electronic brake
- Dual-activation mode – simply push tool or press button to begin
- Mechanical clutch with 5 torque settings and maximum performance mode

Your Selection

- ✓ in carrying case

Change variant

Check availability on location

 Find a local dealer(/in/en/dl/dealerlocator/dealerslist/)

SELECT A VARIANT

✓ YOUR SELECTION



in carrying case

Order number: 0 601 9H2 181

Find a local (/in/en/dl/dealerlocator/dealerslist) dealer

Included in all variants

- ✓ Micro USB cable
Order number: 1 607 000 CG9
- ✓ Carrying case

Additional in this variant

- + 33-piece screwdriver bit set (spare part number 1 600 A01 39X)

Your selection (https://www.bosch-pt.co.in/in/en/products/bosch-



in carrying case

Order number: 0 601 9H2 1L1

Find a local (/in/en/dl/dealerlocator/dealerslist) dealer

Included in all variants

- ✓ Micro USB cable
Order number: 1 607 000 CG9
- ✓ Carrying case

Additional in this variant

- + 1 x screwdriver bit PH2
Order number: 2 608 521 M11
- + Cardboard box
- + 1 x screwdriver bit PH1
Order number: 2 608 521 M10

Select Variant (https://www.bosch-pt.co.in/in/en/products/bosch-

TECHNICAL DATA

Additional data

Torque (soft/hard/max.)	-/5/- Nm
No-load speed (1st gear / 2nd gear)	0 – 360 rpm
Battery capacity	1.5 Ah
Drill chuck, version	1/4" with internal hexagon shank
Battery voltage	3.6 V
Chuck capacity, min./max.	6.35 mm
Battery type	Lithium-Ion
Clutch torque	0.2 - 5 Nm

Show more >



* You can find more information about the deviations in the following link: [Technical features of products](#)

BOSCH GO PROFESSIONAL: FURTHER INFORMATION

Product Highlights

The revolutionary Bosch Go cordless screwdriver is intuitive and easy-to-use for screws in wood, metal, and plastic. Simply push the tool or press the button to begin – dual-activation mode ensures the right start for every situation. Its precise mechanical clutch has five settings for fine adjustments plus a maximum performance mode. Controlling the Bosch Go is easy – the tool stops automatically immediately after deactivation thanks to its electronic brake. It is compatible with standard USB chargers.

Equipment & Application

Bosch GO is intended for screwdriving in wood, metal and plastic as well as working on filigree applications such as motherboards or electrical cabinets. It is compatible with all standard USB chargers.

NEED A SPARE PART?

Here you will find the right spare parts for your



Find a spare part

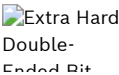
FITS TO BOSCH GO PROFESSIONAL

EXPERT



EXPERT Self Cut Speed Spade Drill Bit

For rotary drills/drivers
High Speed drilling in wood



Extra Hard Double-Ended Bit Pack

For rotary drills/drivers
The Extra Hard Screwdriver Bit is a good choice for universal use

Material

Material

Variants:10

(<https://www.bosch-pt.co.in/in/en/expert-self-cut-speed-spade-drill-bits-2867207-ocs-ac/?sku=2608900322>)

Variants:6

(<https://www.bosch-pt.co.in/in/en/extra-hard-double-ended-screwdriver-bit-packs-phillips-2868181-ocs-ac/?sku=2608521042>)

DOWNLOADS

USER MANUAL

Instruction manual | GO (PDF 5.8 MB)

CUSTOMER CONTACT CENTER

Phone number:
1800 425 8665

Have any questions about our products or service?

Bosch Power Tools,
Post Box No. 3000, Hosur Road, Adugod, Bangalore- 560030 Karnataka

Monday – Saturday: 8 a.m - 8 p.m.

bpt@in.bosch.com (<mailto:bpt@in.bosch.com>)

FAQ

Frequently asked questions specifically about our repair, pickup and spare parts service

Learn more ([//www.bosch-pt.co.in/in/en/service/after-sales-service/faq/](https://www.bosch-pt.co.in/in/en/service/after-sales-service/faq/))



Follow us on



[Imprint](#)

[Data Protection Notice](#)

[About Bosch](#)

[Sustainability](#)

[Career](#)

[Press](#)

[Product Security \(PSIRT\)](#)

[Privacy settings](#)

[Report a Vulnerability](#)

